



# Truck and Trailer Safety

With DPS Officer Chase Livingston

# How much do you weigh?

---

- ▶ Expectations and regulations vary by truck & trailer weight
- ▶ 2 broad categories that include most landscapers:
  - ▶ GVW or GVWR 26,001 lbs or more (must follow CMV Rules if in Intrastate Commerce.) (Recent Change HB 2455)
  - ▶ GVW or GCWR 10,001 lbs or more (must follow CMV Rules if in Interstate Commerce.)
- ▶ \*\*\*\*\*Intrastate means stays within Arizona\*\*\*\*\*



# GVW and GVWR less than 26,001 lbs


---

- ▶ Gross vehicle weight includes vehicle, trailer and load
- ▶ Subject to A.R.S. (Arizona Revised Statutes) Codes
- ▶ Refer to sheet with statues 28-929 which talks about trailer requirements



# Lights needed on a trailer per ARS Title 28

---



# Light Trucks with or without trailers (under GVW and GVWR 26,001 lbs)

---

- ▶ Can be pulled over if they look 'unsafe' and other A.R.S. Violations
- ▶ For example:
  - ▶ Broken tail lights
  - ▶ Blinkers don't work
  - ▶ Something else related to safety of driver and other vehicles on the roadway (ex. Debris falling onto road/ loose load)



# Vehicles weighing over 26,001 lbs

---

- ▶ These vehicles can be pulled over at any time without an obvious reasons for a safety inspection
- ▶ Subject to adopted Federal regulations **NOT** just Arizona Title 28 Statutes
- ▶ Need all of the same lights, reflectors, and other safety features as the light vehicles plus:
  - ▶ Trailer brakes need to be operating
  - ▶ Emergency brake needs to be connected properly
  - ▶ No bare or unattached wires may be visible
  - ▶ Driver needs medical certificate from approved physician (see FMCSA website for list)



# More on Medical Card

---

- ▶ Needs to be kept on file in company office.
- ▶ Driver receives a wallet card to carry, 2<sup>nd</sup> violation of not possessing a medical certificate on a non-CDL vehicle will place the driver out of service until he possesses a valid Medical Certificate.
- ▶ Officers can verify medical card information when they run a driver's license if the driver possesses a current CDL.



# Pre-Trip Checks

---

- ▶ This is for safety and liability.
  - ▶ It's not required on vehicles with GCWR 26,000lbs or less, but it is still a good idea to implement for a company's maintenance program.
  - ▶ Before driving a motor vehicle, the driver shall:
    - ▶ (a) Be satisfied that the motor vehicle is in safe operating condition;
    - ▶ (b) Review the last driver vehicle inspection report; and
    - ▶ (c) Sign the report, only if defects or deficiencies were noted by the driver who prepared the report, to acknowledge that the driver has reviewed it and that there is a certification that the required repairs have been performed. The signature requirement does not apply to listed defects on a towed unit which is no longer part of the vehicle combination.
- 





# Pre-Trip Checks

---

- ❑ Check and tighten bolts
- ❑ Check hoses for cracks and leaks
- ❑ Check things that hold fluids for leaks
- ❑ Check tires for pressure and worn tread
- ❑ Check hitch, coupler and chains



# Post Trip Inspections

- ▶ Required on GVW/GVWR 26,001 lbs or more.

102

## Driver's Vehicle Inspection Report

Check ANY Defective Item and Give Details under "Remarks."

DATE: \_\_\_\_\_

TRUCK/TRACTOR NO. \_\_\_\_\_

- |  |  |  |
|--|--|--|
| <input type="checkbox"/> Air Compressor    | <input type="checkbox"/> Horn              | <input type="checkbox"/> Springs           |
| <input type="checkbox"/> Air Lines         | <input type="checkbox"/> Lights            | <input type="checkbox"/> Starter           |
| <input type="checkbox"/> Battery           | Head – Stop                                | <input type="checkbox"/> Steering          |
| <input type="checkbox"/> Brake Accessories | Tail – Dash                                | <input type="checkbox"/> Tachograph        |
| <input type="checkbox"/> Brakes            | Turn Indicators                            | <input type="checkbox"/> Tires             |
| <input type="checkbox"/> Carburetor        | <input type="checkbox"/> Mirrors           | <input type="checkbox"/> Transmission      |
| <input type="checkbox"/> Clutch            | <input type="checkbox"/> Muffler           | <input type="checkbox"/> Wheels            |
| <input type="checkbox"/> Defroster         | <input type="checkbox"/> Oil Pressure      | <input type="checkbox"/> Windows           |
| <input type="checkbox"/> Drive Line        | <input type="checkbox"/> On-Board Recorder | <input type="checkbox"/> Windshield Wipers |
| <input type="checkbox"/> Engine            | <input type="checkbox"/> Radiator          | <input type="checkbox"/> Other             |
| <input type="checkbox"/> Fifth Wheel       | <input type="checkbox"/> Rear End          |  |
| <input type="checkbox"/> Front Axle        | <input type="checkbox"/> Reflectors        |  |
| <input type="checkbox"/> Fuel Tanks        | <input type="checkbox"/> Safety Equipment  |  |
| <input type="checkbox"/> Heater            | Fire Extinguisher                          |  |
|  | Flags – Flares – Fuses                     |  |
|  | Spare Bulbs & Fuses                        |  |
|  | Spare Seal Beam                            |  |

TRAILER(S) NO (S). \_\_\_\_\_

- |  |                                       |                                    |
|--|---------------------------------------|------------------------------------|
| <input type="checkbox"/> Brake Connections   | <input type="checkbox"/> Hitch        | <input type="checkbox"/> Tarpaulin |
| <input type="checkbox"/> Brakes              | <input type="checkbox"/> Landing Gear | <input type="checkbox"/> Tires     |
| <input type="checkbox"/> Coupling Chains     | <input type="checkbox"/> Lights – All | <input type="checkbox"/> Wheels    |
| <input type="checkbox"/> Coupling (King) Pin | <input type="checkbox"/> Roof         | <input type="checkbox"/> Other     |
| <input type="checkbox"/> Doors               | <input type="checkbox"/> Springs      |                                    |

Remarks: \_\_\_\_\_  
\_\_\_\_\_  
\_\_\_\_\_  
\_\_\_\_\_

- Condition of the above vehicle is satisfactory

Driver's Signature \_\_\_\_\_

- Above Defects Corrected

- Above Defects Need NOT Be Corrected For Safe Operation Of Vehicle

Mechanic's Signature \_\_\_\_\_ Date \_\_\_\_\_

Driver's Signature \_\_\_\_\_ Date \_\_\_\_\_

# Vehicle combinations over 26,001 lbs

---

- ▶ May require a CDL (commercial driver's license) in most situations
- ▶ See Flow Chart in your packet
- ▶ Medical Certificate for CDL driver must be submitted to MVD
- ▶ Must Follow all FMCSR and State laws



# CDL Flowchart

## Examine the Driver's License

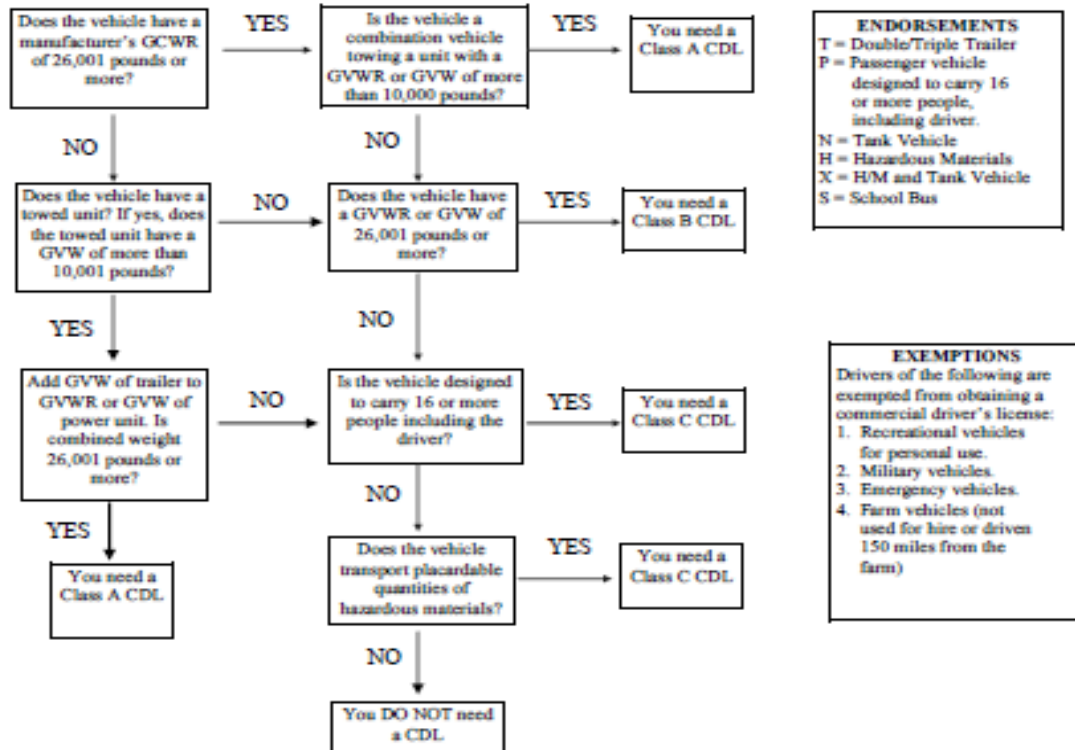
There are three types of commercial driver's licenses: Class A, B, and C. Drivers of light vehicles – passenger cars and pick up trucks – will be issued an operator's license.

**Class A** – Combination of vehicles with a gross combination weight rating (GCWR) or gross vehicle weight over 26,000 pounds, provided the GVWR or GVW of the vehicle(s) being towed is greater than 10,000 pounds. A driver with a Class A license will be able to drive Class A, B, and C commercial vehicles with proper endorsements when required.

**Class B** – Single vehicles with a GVWR or GVW over 26,000 pounds, or any such vehicle towing a vehicle under 10,000 GVWR or GVW. A driver with a Class B license will be able to drive Class B and C commercial vehicles with proper endorsement when required.

**Class C** – Vehicles with a GVWR or GVW less than 26,001 pounds. Class C is strictly for vehicles designed to carry 16 or more people or carry hazardous materials in quantities large enough to require a placard. A Class C license holder will be able to drive Class C commercial vehicles only.

383.5 Definition of GCWR – means the value specified by the manufacturer as the loaded weight of a combination (articulated) vehicle. In absence of a value specified by the manufacturer, the GCWR will be determined by adding the GVWR of the power unit and the total weight of the towed unit and load thereon.



# Common Problems that get trucks/trailers pulled over

---

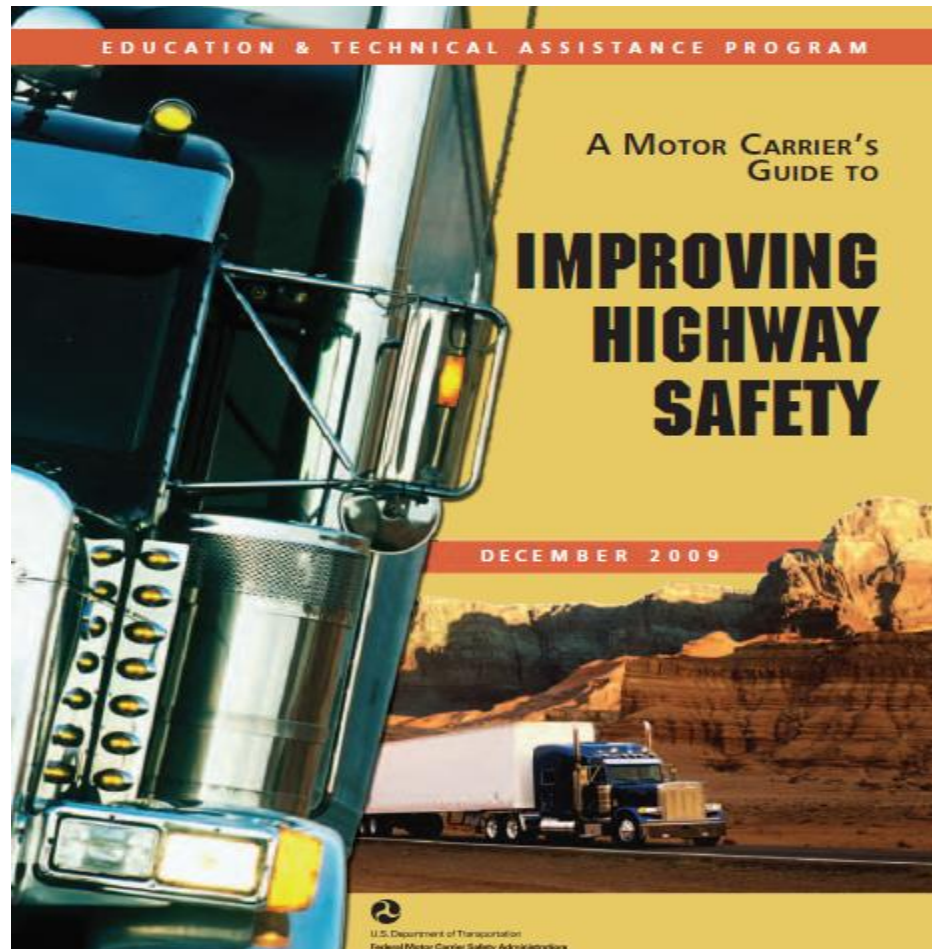
- ▶ Cargo not properly secured---explain what needs to be covered and how
- ▶ Chains and breakaway not hooked up properly
- ▶ Trailers come unhooked—by that time it's too late



# Scenarios

---

- ▶ [WWW.FMCSA.DOT.GOV](http://WWW.FMCSA.DOT.GOV)



# Questions

Contact Officer Livingston- [clivingston@azdps.gov](mailto:clivingston@azdps.gov)